

# WHAT IS SCRAP IN A SNAP?

Dear Fellow Scrapbooker,

Over the past two years, I've frequently been asked, "What is Scrap in a Snap?" This seemingly simple question is multi-faceted. Scrap in a Snap is a philosophy, a freedom, and a dream. It is completed scrapbook albums. It is more time in which to make memories. It is the opportunity to work from home. It is the chance to preserve your family history. It is the seamless bond between your past and your future. Scrap in a Snap is both passion and purpose.

Most importantly, Scrap in a Snap is about family. We are a family of independent consultants, home office staff and neighbors working together to achieve our dreams. We are a network of women and men, of friends and fellow scrapbookers. We are very much a family-based business, as well as a family-run business. My 68-year-old father proudly displays his scrapbook layouts on our office walls while he works alongside his wife, his daughter as well as nieces and nephews. And our staff wouldn't be complete without a team of friends, neighbors and fellow consultants. And we count ourselves lucky at the end of each each work day that we usually still love each other despite the close work proximity. Scrap in a Snap is a blessing.



One of the greatest gifts I received last Christmas was a beautiful, antique photo album, complete with photos from the 1920's and 1930's. I don't know who this book belongs to as it ended up on a dusty shelf in an antique. This gift has haunted me as much as it has touched me. The pages inside are filled with priceless photos of lives forgotten. While I yearn to know the story behind the faces, it reminds me of what Scrap in a Snap brings to so many others . . . the chance to tell your own personal story and preserve your unique history. Memories aren't meant to be tucked into a box or tied with faded ribbon—they are meant to be cherished and shared. Scrap in a Snap is a generational gift.

Scrap in a Snap was officially launched at the Hobby Industry Association (HIA) trade show in late January 1998. At that time we had 6 products: theme kits which provided everything necessary to create 6 fast, fabulous pages in just minutes. Within one month, Creating Keepsakes Magazine chose us as "Latest and Greatest New Product." Since then, we've been recognized as one of the four top paper companies by Making Memories Magazine and featured as "Cutting Edge" in Paper Kuts Magazine. Our products continue to be highlighted by the top scrapbooking and craft magazines. In October 2000 we began testing our home based business opportunity, with our official launch in April 2001. We became the fastest growing direct sales company in the industry with over 2000 catalog consultants joining the Scrap in a Snap family in less than six months. Scrap in a Snap is about helping others become financially independent.

Our original product lineup has grown by leaps and bounds as we've strived to create the absolute highest quality products possible. From our original 6 products to our current lineup of over 500 products, each item is acid-free and preservation safe. Our entire line mixes and matches to save time and simplify the scrapbooking process.

I continually search for the latest and greatest new products that save precious time while adding a unique touch to your scrapbook layouts. We hope you enjoy them and that they simplify your passion for memory preservation while enriching your life. Scrap in a Snap is a higher caliber of products.



From our home to yours, we hope you enjoy Scrap in a Snap. What is Scrap in a Snap? The answer isn't simple. But our products are, as is our philosophy.

Happy Scrapping!

*Tamme*

Tamme Henry, President



\* This catalog would not have been possible without the creative talents of Gena Roe, Sunny Kohler, Joy Vertz, Anjie Mair, Cheri Andrews, Steve Hansen, Sundog Creative and the photography of Toni Brown of Token Photography. Also, please note that the printing technique used in this catalog is different than that of our scrapbook product. Consequently, our products will be richer and more vibrant than they appear in this catalog.

# HOW TO SCRAP IN A SNAP!

If you've ever been frustrated at how time consuming scrapbooking can be, or if you're just starting out, Scrap in a Snap's time-saving products can help you get your albums done and your photos out of shoeboxes. Scrap in a Snap is dedicated to simplified scrapbooking . . . giving you more time to make memories! We do this by incorporating time saving tools and full color die cuts, frames and papers that all easily mix and match. Our products are fresh, fun, and most of all . . . **FAST!** As you'll see on the pages throughout this catalog, each product has been chosen for speed, usefulness and creativity.

Scrap in a Snap's original products include top-loading albums (a true 12 x 12!), theme kits custom

created to help you complete 4 - 6 pages in minutes, sticker letters, and an entire line of mix and match paper products. Our papers

are a rich, vibrant cardstock (no additional backing required) and are acid free, lignin free and photo safe! Our full-color diecuts allow you to accentuate your pages without additional layering, and our 5 x 7 frames perfectly matte your 4 x 6 photographs without additional trimming.

Besides having the proper products, there are several things you can do to save time.

**1. Prepare your workspace ahead of time . . .**  
Did you ever notice how much faster things seem to go when everything is in its proper place and easy to find? You'll save countless hours if you spend some time beforehand getting your supplies, photos and tools organized and at your fingertips. (For a sampling of exceptional organizational products, refer to page 17) Keep your work area clutter free.

**2. Plan out your "dish" ahead of time . . .**

Imagine you were having a dinner party. You wouldn't just grab some items out of the pantry and start whipping something together. Instead, you'd spend time beforehand deciding upon your theme and looking for the perfect appetizers and main course. Use this same approach to scrapbooking. Look through your magazines and idea books ahead of time . . . even the internet has tons of great ideas. Keep a file by theme so that when you're ready to work on a roll of photographs you don't have to start from scratch. Layout four to six pages at a time so that you're not starting from scratch with each new page. Keep a file of "pages in progress" in either album refills, a 3-ring binder or organizational system of your own.

**3. Choose your ingredients . . .**

Although it's painful, throw away the less than sensational photographs. (Notice I didn't say to save them for a later time!) If necessary, have someone else look through your stash and have them pick out their favorites. Or, if you simply can't do this, consider following up your scrapbook layouts with photos arranged and journaled in our photo pocket pages (page 14) This way you can scrapbook your best shots and yet keep the other photos in your scrapbooks on the following pages. When you get your photos developed, try to file your photos by theme or year. This makes it easier to pick up a pack of photos and dive right in. It's much less intimidating than a shoebox of mismatched photos.

**4. Choose your "pièce de résistance" . . .**

There's nothing wrong with spending a lot of time and creativity on your signature pages. The trick is to simplify the other accompanying pages so that you manage to tell the story while saving time.



**5. Make sure you have the right ingredients . . .**

Just as a chef has those tools they can't cook without, so should you. You'll save time if you make sure you have the proper tools ahead of time. While there are numerous products I'm sure you won't be able to live without, a good starting place is to invest in a top loading 12 x 12 album (page 9) a few theme kits (pages 20-36) a photo and paper trimmer (page 16) adhesive (page 14) and a journaling pen (page 14) You can begin scrapbooking with some simple basics and add new products as necessary.

**6. Use full color papers, die cuts and frames whenever possible . . .**

The trick is to avoid the time consuming process of layering, stamping and hand coloring.

Our 5 x 7 frames perfectly matte photos quickly and easily. Additionally, you can create a variety of looks by using the frames and playing with them to create borders, titles, circle cuts, peekaboo frames, etc. The sky's the limit. They also work for imprintable items, party invitations and note cards, especially when combined with full color diecuts. Our diecuts can also be used in a variety of ways; place cards for parties and/or tied with bright ribbons to make napkin holders.

**7. Simplify, Simplify, Simplify . . .**

Simplicity is the key to both saving time as well as creating layouts that focus on the photos. If you look through your scrapbooks you'll see a theme emerge, and specific tools you use the most. Try to narrow it down so you're not wasting valuable time trying to decide between a scallop or a zig zag edge pair of scissors.

**8. Always remember to journal . . .**

It is tragic to look at vintage photo albums without any names or dates. Make sure this doesn't happen



to you and record all of the important details. Not only the date, people involved, etc., but all the details that made it **REAL**.

Avoid the "we had so much fun" syndrome . . . "We went to Disneyland, we had so much fun." "We went to the beach, we had so much fun."

Try to think of the little details that will make it real for someone years later (the kids fighting, getting sick on the roller coaster, etc.) as they relive your experiences through your scrapbooks. You can simplify this process beforehand by using sticky notes behind your photographs with your notes and important information. Ideally, you can do this immediately when you get your photos developed before you forget the fun little details! It is always preferable for you to journal by hand. While you may not like your handwriting, it is as unique to you as your album and will be instantly recognizable by your loved ones.



**9. Share your passion for preservation with your family . . .**

My husband loves to look through our scrapbook albums and my father avidly scraps each photo with care. Encourage your children and spouse to scrapbook with you. Their books will depict their unique personalities and will become even more precious to them over the years, while giving them a wonderful heritage.

The most important thing is to enjoy what you're doing. Scrapbooking is meant to be fun, just as your memories are meant to be shared.

# BASIC BRIGHTS PAPER ASSORTMENTS

## \*ASSORTMENTS BY COLOR

*10 scrumptious patterns are available  
in 10 mouth-watering colors*

**\$12.00 PER SET OF 20 (2 each of 10 designs)**

**Mystique-9021**



**Lipstick-9022**



**Caribbean- 9023**



**Mediterranean-9024**



**Sundrenched-9025**



**Margarita-9026**



**Twilight-9027**



**Wild Berry- 9028**




**Kelly Green-9032**



**Onyx-9030**



**White-9031**



\*Please note that assortments are not all identical. In other words, our Butterfly pattern is only available in the appropriate seasonal colors. Consequently, your paper assortments are compiled in the best-selling designs of that particular color choice.



## PAPER ASSORTMENTS BY DESIGN

**\$12.00 PER SET OF 20 (2 each of 10 colors)**

**SWIRL-9002**



**GINGHAM-9003**



**POLKA DOTS-9004**



**PLAID-9005**

**BURST-9006**



**TONAL PLAID-9007**



**SUNNY DOT-9008**



**DOT TRIO- 9009**



# SASSY SCRAPBOOKS

**Post-bound, top-loading and a true 12 x 12! Now you can switch around your layouts with ease. Available in our top-selling colors and patterns. PLUS, each album comes with 10 top-loading refill inserts.**

**\$28.00 POSTBOUND ALBUM**

**\$32.00 DELUXE POSTBOUND ALBUMS (#9108, 9142 & 9144)**



**Expand your albums with ease!**

**POST EXTENDERS # 6204 \$3.00 PER SET OF 3**

**REFILL PAGES #6201 \$5.00 PER SET OF 10**



**MYSTIQUE SWIRL-9101**



**DRAGONFLY-9108**



**MEDITERRANEAN SWIRL-9102**



**CARIBBEAN SWIRL-9111**



**SUNDRENCHED SWIRL-9103**



**LIPSTICK SWIRL-9112**



**TWILIGHT SWIRL-9105**



**HUNTER TONAL LEAF-9142**



**ONYX SWIRL-9106**



**DUSK TONAL LEAF-9144**

**5 x 7 solid color paper albums also available on page 14 in the "Album Extras" category.**

## LETTER BUDDIES



### SOLID BRIGHTS



**5101 Mystique**




**5102 Mediterranean**



**5103 Sundrenched**



**5104 Margarita**



**5105 Twilight**



**5106 Onyx**



**5107 Sage**



**5108 Antique Rose**



**5109 Lipstick**



**K&Co. 12 x 12 Scrapbook Albums**

**Juliana Suede #4971 \$30.00**

**English Floral # 4974 \$30.00**

**Ivory Satin with bow #4972 \$28.00**

**Onyx Satin with bow #4973 \$28.00**

**K&Co. album refills #4970 \$6.00 for set of 10**

**Our letter buddies have become an instant best seller! In our top-selling colors, complete with title squares, now you can create titles in just minutes!**

**\$5.00 PER SET OF 2 SHEETS**

# BASIC BRIGHTS FRAME ASSORTMENTS

*Our 5 x 7 frames are perfect for matting your photographs and are available in a variety of choices.*

*Each assortment features 20 frames (2 each of 10 designs.)*

**\$6.00 PER SET OF 20**



**WHITE-4010**



**SOLIDS-4011**



**TONAL DOTS-4015**



**LARGE BUBBLES-4016**




**STRIPE-4017**



**MINI BUBBLE STRIPE- 4018**



**STREAK- 4019**



**TAMME'S TIPS:** Frames can be used for a variety of purposes: imprintable invitations, cards, and or notes. Or use with the xyron, create labels, magnets or "to do" lists. They can be creatively cut as borders and title squares to embellish layouts. The possibilities are endless!

## JOURNALING SQUARES

*Now you can journal in a snap with printed journaling squares that perfectly match the Scrap in a Snap papers, frames and snappy art diecuts!*

**LARGE ASSORTMENT (SET OF 20)**

**9821-\$5.00**

**SMALL ASSORTMENT (SET OF 40)**

**9822-\$5.00**

Designs By: Rachelle Erickson!



## CALENDAR BY DESIGN

Now you can custom create your very own calendar for 2002! You can have this kit spiral bound at your local copy shop, scrapbook your layouts and calendar pages or display them on your refrigerator with the optional calendar fridge kit.


Each assortment features 13 various patterned background papers, 24 frames (2 each of 12 designs), 12 sheets of monthly diecuts. Set of 12 matching calendar pages sold separately below.

**CALENDAR BY DESIGN-5502**  
**\$25.00 PER SET**

### CALENDAR PAGES

**BLANK CALENDAR #5503 \$5.00**

**2002 CALENDAR #5504 \$5.00**




### **SPECIAL PURCHASE!**

Now you can display your monthly layouts on your refrigerator along with your calendar page on dual Fridge Frames. These lightweight magnetic frames are 12 x 13 and are sold at a special purchase price along with a dry erase magnetized marker. This is an excellent way of showcasing your calendar while preserving it for your scrapbooks.

**DUAL FRIDGE FRAME SET W/ DRY ERASE PEN-6603**

**\$19.00 PER SET**

**(A \$24.00 value- more than a 20% savings!)**



# SPECIALTY PAPER ASSORTMENTS


## VELLUM ASSORTMENT

*Layer to your hearts  
desire!*

*Each assortment  
features 12 clear  
patterned vellum  
papers (2 each of 6  
designs.)*

*\*vellum papers photographed  
on mystique pink solid papers.*

**#9015 VELLUM  
ASSORTMENT \$12.00**



## PASTEL PRINT ASSORTMENT

*Tonal variations and patterns  
of your favorite basic brights  
offered in pastel versions...  
now you can expand your  
paper selection!*

*Each assortment features 12  
papers (2 each of 6 designs.)*

**#9040 SOLID ASSORTMENT \$12.00  
#9841 DESIGN ASSORTMENT \$12.00**



## METALLIC SHIMMERS

*A touch of glimmer and shimmer for  
that extra special touch!*

*Each assortment features 12 papers  
(2 each of 6 designs sold by color.)*

**#4530 SOLID ASSORTMENT \$12.00  
#4536 DEEP SILVER ASSORTMENT \$12.00  
#4532 MINT GREEN ASSORTMENT \$12.00  
#4533 LILAC ASSORTMENT \$12.00  
#4534 BLUEBELL ASSORTMENT \$12.00  
#4535 PLATINUM ASSORTMENT \$12.00  
#4531 CARNATION PINK ASSORTMENT \$12.00**




These elegant diecut assortments are a perfect match to Karen's soft color palette. They come on an 8 1/2 x 5" card and pop right out!



## KAREN O TRIBETT DIECUTS COLLECTION #4580.....\$8.00

## SIMPLY NATURALS

**TAMME'S TIPS:** For naturally beautiful layouts, combine the Karen O. Tribett papers and frames with our Simply Naturals dried/pressed flowers and greenery. From fall's majestic plumage to the sweet simplicity of spring, you'll discover simply naturally beautiful results. These flowers can be used with the Xyron machine to create cards, announcements, bookmarks, etc. They can also be used to customize the front cover of your cloth scrapbook albums. The possibilities are endless and the results are consistently beautiful!



# KAREN O. TRIBETT COLLECTION


*K. Tribett*  
The Karen O. Tribett  
collection

**HOLIDAY  
FRAMES—4553**  
\$5.00 per set of 12

**FAST FRAMES**  
*In the beautifully  
natural palette of  
the Karen O.  
Tribett collection,  
these 5 x 7 frames  
will perfectly matte  
your photographs.*  
**\$5.00 PER SET OF  
12 (2 EACH OF 6  
DESIGNS)**



**SOLID FRAMES—4552**  
\$5.00 PER SET OF 12



## FRAME ASSORTMENTS BY DESIGN

**\$5.00 PER SET OF 12 (2 each of 6 colors)**

Leaves—4555

Wash—4554



**ROMANTIC FRAMES—4551**  
\$5.00 PER SET OF 12

## PAPER ASSORTMENTS BY DESIGN

**\$8.00 PER SET OF 12 (2 each of 6 colors)**

**BUTTONS-4507**



**IVY LEAF-4502**




**STRIPE-4503**



**WASH-4504**




**SWIRL-4505**



**SOLID-4506**



*The entire Karen O. Tribett collection is printed on a soft, matte satin finished cardstock for a naturally elegant finish.*



## PAPER

### ASSORTMENTS BY COLOR

*6 exquisite patterns are available  
in 6 naturally beautiful colors*

**\$8.00 PER SET OF 12 (2 each of 6 designs)**

**ANTIQUE ROSE**

4511



**HUNTER**

4512



**SAGE**

4513



**DUSK BLUE**

4514




**CABERNET**

4515



**SHELL**

4516



## Add pizzazz in a snap!

The following tools and techniques can bring your scrapbook pages to life quickly and easily . . . Contributed by Joy Vertz, Executive Area Manager

Everywhere we turn we see gorgeous new trends in embellishing! Techniques such as beadwork, glitter, sequins and jewels that were once reserved for fashion and decorating can now be the source of your inspiration for your scrapbook pages.

**Ilets:** Once reserved solely for clothing and fabric, these tiny little objects go beyond the traditional uses to create interest and function to your scrapbook pages. The tools you use may raise a few eyebrows, but the results are worth it! You will need a self-healing mat, hammer, ilet punch and ilet setter. To use the ilets simply decide where you want your ilet placed.

Working on your self-healing mat, tap the punch with your hammer where you will be inserting your ilet. When the hole is created, insert the long tube of the ilet into the hole. Flip your paper over with the pointed end of the ilet setter, and place the point in the long tube of the ilet. Hold your setter firmly straight up and down and tap with a hammer to flatten the tube on the underneath of the paper. Remove the ilet setter and tap with the hammer to further flatten. Presto!



What can you DO with ilets you ask? You can use ilets to attach items to your page, especially problematic items like vellum or oddly textured items like fabric. Thread wire or string through them to 'hang' items. Use them as the centers for your lettering, or use multiples as letters themselves! Embellish printed die cuts, and punches—the uses are endless! Tools and “ilets” available on page 19.

**Glitter and Crushed Ice:** Remember the days in 2nd Grade of creating oh-so-stunning and very shiny works of art using your trusty bottle of school glue and the carefully (and thickly) applied glitter? You can create incredible effects in your scrapbooks using similar products with a more sophisticated twist. By using archival safe glue which retains its shape, you can apply just the right amount of sparkle and pizzazz to your pages. Use it to embellish die cuts, letters and more to give your special pages a little something extra. It's also a snap to adhere glitter with our Sailor glue pens or the Scrappy Tape, both available in 2 sizes. Looking for a chunky, sparkling look? Crushed ice is the hippest new embellishment—perfect for snow, ice, glass, angels and more. Play for yourself and see the sparkling results! Glitter and Crushed Ice available for purchase on page 19.



**Tinsel:** Used as a single thread or a shimmering mass, this scrapbook-safe metallic tinsel is both fun and simple to create stunning scrapbook pages in a snap! Use tinsel behind die cuts or journaling squares to add dimension and texture. Matte a photo with solid cardstock and place on top of a nest of tinsel to show off the special portrait. It's simple to use by using a thin layer of Sailor glue, Hermafix adhesive or Scrappy tape to adhere it to your page. You can also run the object it will go under through your Xyron 510 and 'sandwich' the tinsel between your newly-made sticker and your page. Tinsel available for purchase on page 19. Coluzzle puzzle template (as shown in layout on right) available on page 18.



**Jewels and Sequins:** Ready to be regal? Add jewels to borders, die cuts and titles for an elegant bit of shine and sparkle! Offered in a variety of sizes and colors they can simply be adhered with Scrappy Tape or the Sailor glue for an instant spot of spectacular!



Now that your pages sparkle and shine, don't forget to go that extra mile and jazz up your journaling. A wide variety of journaling pens that match Scrap in a Snap's exclusive color palette, including the new Galaxy paint markers, will help preserve your thoughts and feelings while tying together your completed layouts (Journaling pens available on page 16. Mini album available for purchase on page 16.) You can also use our Journaling Squares (page 8) for fast and easy journaling. For a fast match with your glittering layouts, diecut titles can be jazzed up with a thin layer of coordinating glitter.



**Presto...**  
**pizzazz in a Snap!**

# SUPPORT PRODUCTS

## ADHESIVES

### HERMAFIX REPOSITIONABLE STICKY DOT GLIDER

I don't know how I ever scrapbooked without this tool! It glides on like a dream. Plus, it is repositionable so you can get a perfect page without goofs!

#6001 .....\$11.00  
REFILLS #6002 .....\$5.50

### HERMAFIX PHOTO TAB GLIDER

Equally impressive, now you don't have to peel off photo splits!



#6003 .....\$13.00  
TAB REFILLS #6004 .....\$6.50



### SAILOR GLUE PENS

We had lots of requests for this product. It's also repositionable before becoming permanent.  
SMALL (pen size, 3.5g) #6005 .....\$3.00  
LARGE (marker size, 10g) #6006 ....\$3.50



### UN-DU

Will temporarily remove any self sticking adhesive without damage to photos papers, or stickers. WOW!

4 oz #6010 .....\$8.00

### 3L TRANSPARENT PHOTO CORNERS

A subtle touch for holding your photos . . . works great with vellum!

#6011 (qty 500) .....\$3.00

### POP DOTS

Stamp Art Pop Dots give your layouts a "lift" and a 3D affect. Perfect for multi-dimensional layouts or craft projects.

POP DOTS #6018 .....\$2.50  
MINI POP DOTS #6019 .....\$2.50

### MAGIC SCRAPS TAPE

Clear, double-sided tape that's photo safe!

SMALL 1/4" #6528 .....\$3.00  
LARGE 1" #6529 .....\$9.50

16

## ALBUM EXTRAS

### KOLO MINI PHOTO ALBUM

This paper, ribbon-tied album fits our 5 x 7 frames perfectly and makes a perfect starter album or gift. I'm hooked!

Onyx #6251 .....\$6.00  
Mediterranean Blue #6252 .....\$6.00  
Lipstick Red #6253 .....\$6.00  
Sage #6254 .....\$6.00



### KOLO ACCORDION PHOTO MAILER

As featured on "Oprah," this self-contained mailer comes with a built-in envelope and features 7 4 x 6 photos.

Onyx #6261 .....\$6.00  
Soft White #6260 .....\$6.00

### PAPER ADVENTURES PAGE FLIPPERS

Want to add extra dimension to your pages? These unique vinyl page protectors are 3.5" x 12" with an adhesive strip. They can be used for a flip-over border or cut and applied where needed for peekaboo pages, or other special effects quickly and easily. Use them once and you'll become addicted!

#6016 Set of 6 .....\$7.00

## ALBUM REFILLS

### 12 X 12 TOP LOADING REFILLS

A basic necessity and a true 12 x 12! Now you can switch around your layouts with ease.

Set of 10 #6201 .....\$5.00

### ALBUM PHOTO POCKET PAGES


Now you don't have to scrapbook every photo. Holds assorted photos per side.

Set of 10 #6202 .....\$8.00

### PANORAMA TOP LOADING PAGES

A fun new item with two seams. Album refill pages that can pull out to show 3 layouts at once!

Set of 6 #6203 .....\$8.00



## JOURNALING PENS

### AMERICAN CRAFTS

These pens work wonderfully on our gloss paper and dry instantly without streaking or smearing! (Available in fine and medium point in the following assorted colors.)

ONYX FINE #6121 .....\$2.50

ONYX MEDIUM #6101 .....\$2.50

### BRIGHTS ASSORTMENT FINE

(Sundrenched, Mystique, Margarita, Mediterranean, Onyx, & Lipstick)

#6171 .....\$15.00

### BRIGHTS ASSORTMENT MEDIUM

(Sundrenched, Mystique, Margarita, Mediterranean, Onyx & Lipstick)

#6172 .....\$15.00



**NATURALS ASSORTMENT FINE** (The perfect accompaniment to our Karen O. Tribbett collection: Faded Dusk, Deep Dusk, Antique Rose, Cabernet, Shell & Hunter Green.)

#6173 .....\$15.00

**NATURALS ASSORTMENT MEDIUM** (The perfect accompaniment to our Karen O. Tribbett collection: Faded Dusk, Deep Dusk, Antique Rose, Cabernet, Shell, & Hunter Green.)

#6174 .....\$15.00



### GALAXY PAINT MARKERS

Wait until you see how these markers shine on our gloss papers!

**BRIGHTS ASSORTMENT.** (Blue, Purple, Red, Pink, Green & White) #6175 .....\$15.00

**METALLICS ASSORTMENT.** (Silver, Violet, Copper, Moss Green, Antique Rose & Gold) : #6176 .....\$15.00



## MUST HAVES

### PHOTO SAVER

Now you can erase smudge prints with the wipe of a cloth . . . a photo saver that is! This cloth wipes away your worries and is definitely a must have on any and all of Scrap in a Snap's glossy papers and frames!

#6451 SIAS LOGO . . . . . \$5.00  
#6452 LEOPARD . . . . . \$5.00



### 3L MEMORABILIA POCKETS

Display your memorabilia on your scrapbook pages, including coins, locks of hair or ticket stubs—held in preservation friendly pockets that show off your treasures while keeping your scrapbook pages safe!

#6012 ASSORTED SIZES . . . . . \$3.00



### MEMORY BUTTON

Record up to 10 seconds on this small, acid-free disc that can be placed directly into your scrapbook albums. Now you can record a memory! The button-friendly card is all white so you can decorate it with Scrap in a Snap papers for a one of a kind gift card!

#6501 . . . . . \$16.00  
BUTTON FRIENDLY CARD #6502 . . \$2.25

## JUST FOR KEEPS KEEPSAKE BOOKS

These tribute albums contain everything you need for ten friends to create a 60-page treasure for someone special. Preprinted pages include a place to include a photo, thoughts, recollections and tributes! This unique gift also comes with preprinted mailing envelopes and beautiful ribbon to hand tie this extra special gift.

TEACHER #6651 . . . . \$20.00  
BIRTHDAY #6652 . . . \$20.00  
GRATITUDE #6653 . . \$20.00  
BRIDAL #6654 . . . . \$20.00  
BABY SHOWER  
#6655 . . . . . \$20.00  
WEDDING #6656 . . \$20.00  
COACH APPRECIATION  
#6657 . . . . . \$20.00



### FRIDGE FRAME

Now you can put your scrapbook pages right on your fridge! These fridge frames lift and peel so you can change your fridge frames, and have a magnetic back. They also make an excellent gift!

12 x 13 #6601 . . . . . \$11.00  
13 x 17 Calendar version #6602 . . . \$13.00  
DUAL 12 X 13 PACK with dry erase pen for calendar pages #6603 . . . . . \$19.00



### XYRON 510

You can make virtually anything a sticker, a magnet, a label or instantly apply permanent or repositionable adhesive. Laminate dried flowers and leaves for beautiful and simple layouts. A great gift!

510 MACHINE #6401 . . . . . \$80.00  
(comes with one laminate cartridge and one magnetic cartridge refill)  
REPOS. ADHESIVE REFILL #6402 . . . . \$20.00  
2-SIDED LAMINATE REFILL #6403 . . . \$18.00  
PERM. ADHESIVE REFILL #6407 . . . . \$18.00  
1-SIDED PERM. LAM. REFILL #6406 . . . \$18.00  
MAGNET REFILL #6405 . . . . . \$30.00



### XYRON X-MACHINE

Now you can make stickers with a cost-effective machine. This 1.5" wide machine allows you to make small stickers in just seconds . . . all at a price that you can afford. This definitely is a must-have for teens and kids!

X MACHINE #6410 . . . . . \$10.00  
REPOSITIONABLE REFILL #6411 . . \$5.00

### ACRYLIC 12 X 12 FRAME

Now you can display your favorite scrapbook pages on your walls with this 12 x 12 acrylic frame. It also makes the ideal gift!

#6610 . . . . . \$12.00

# SUPPORT PRODUCTS

## TRIMMERS & CUTTERS



### FISKARS 12" PERSONAL TRIMMER

I haven't been able to live without this. I love the t-bar for measuring so you don't have to guess what size is needed.

#6020 .....\$22.00



**FISKARS MICRO TIP  
SCISSORS**  
Ideal for detailed trimming.

#6021 .....\$13.50

### FISKARS SOFT TOUCH MULTI-PURPOSE SCISSORS

These are comfortable and have a self-lock. I have to hide mine from my hubby!

#6022 .....\$21.50



**My Family Tales storybook kits** are self-contained. Each kit includes your very own storybook, a guidebook, poems, and illustrations. The guidebook has plenty of ideas to help you make your story interesting and complete. It also has tips on how to turn your story into an heirloom for future generations. One of the highlights of making your own storybook is that you become an author. These kits are your chance to celebrate memories that you hold priceless.


### FAMILY TALES CREATE YOUR OWN STORYBOOK -

6901 \$22.00



**CARL 12" PERSONAL ROTARY TRIMMER**  
Rotary trimmers are preferable to straight edge blades as they trim cleaner and are longer lasting.

#6040 .....\$30.00



### LIGHTHOUSE MEMORIES OVAL & MORE CUTTER W/ TOOL CASE

I've used this circle cutter for more than a year. While it has a higher learning curve at first, it's versatile given the fact that you can buy additional cams to create a myriad of shapes (including ruffles, ovals, hexagons, etc.)

#6051 .....\$80.00

SQUARE CAM #6052 .....\$12.00

DIAMOND CAM #6053 .....\$12.00

PENTAGON CAM #6054 .....\$12.00

HEXAGON CAM #6055 .....\$12.00

RUFFLED CIRCLE BASIC CAM #6056 .....\$12.00

TRIANGLE FANCY CAM #6057 .....\$15.00

COUNTRY HEART FANCY #6058 .....\$15.00

BALLOON FANCY CAM #6059 .....\$15.00

RUFFLED CIRCLE FANCY CAM #6060 .....\$15.00

BELL FANCY CAM #6061 .....\$15.00

RUFFLED OVAL FANCY #6062 .....\$15.00

STAR FANCY CAM #6063 .....\$15.00

OCTAGON FANCY CAM #6064 .....\$15.00

RUFFLED HEART FANCY #6065 .....\$15.00

RUFFLED SQUARE FANCY #6066 .....\$15.00

### CARL 12" TABLETOP ADJUSTABLE DISK ROTARY TRIMMER

A wonderful product that I just barely became addicted to. This trimmer also has other discs available for purchase including a wave. Now you can create a variety of borders and effects in seconds. I'm in love!

#6041 .....\$40.00

WAVE EDGE DISC #6042 .....\$7.00

PINKING EDGE DISC #6043 .....\$7.00

SCALLOP EDGE DISC #6044 .....\$7.00


SQUIGGLE EDGE DISC #6045 .....\$7.00

DECKLE EDGE DISC #6046 .....\$7.00

SHORT WAVE EDGE DISC #6047 .....\$7.00

VICTORIAN EDGE DISC #6048 .....\$7.00

COLONIAL EDGE DISC #6049 .....\$7.00



### COLUZZLE

This unique template cutting system works with a patented swivel exacto-style knife and nested templates for a variety of specialty shapes. I highly recommend the 11 x 11 puzzle mat (see layout on page 15.)

**DELUXE STARTER SET** (comes with straight edge knife, Coluzzle swivel blade, foam cutting mat, oval template and heart template.

#6801 .....\$22.00

CIRCLE TEMPLATE #6802 .....\$7.50

SQUARE TEMPLATE #6803 .....\$7.50

RECTANGLE TEMPLATE #6804 .....\$7.50

HEXAGON TEMPLATE #6805 .....\$7.50

STAR TEMPLATE #6806 .....\$7.50

DOLL TEMPLATE #6807 .....\$7.50

ALPHABET #6809 .....\$20.00

ENVELOPE/CARD/LABEL #6810 .....\$15.00

11 X 11 PUZZLE #6811 .....\$22.00

## DRIED, PRESSED FLOWERS & LEAVES

### SIMPLY NATURALS

One of my long-time favorite scrapbooking secrets! Now you too can adorn your pages with the best nature has to offer. They can be used to adorn albums and craft projects, or used in place of diecuts or embellishments. They are the perfect accompaniment to the Karen O. Tribett collection of papers & frames.

#### SMALL ASSORTMENTS

LARKSPUR #6701 .....\$5.00  
PINK & MAUVE MIX #6702 .....\$5.00  
PURPLE & YELLOW MIX #6703 .....\$5.00  
SPRINGTIME #6704 .....\$5.00



#### LARGE ASSORTMENTS

SKELETONIZED LEAVES #6741 .....\$10.00  
WEDDING WHITES #6742 .....\$10.00  
ASSORTED COLLECTION #6743 .....\$10.00  
FALL LEAVES #6744 .....\$10.00



## SCRAPBOOK EMBELLISHMENTS

### DOODLEBUGS "ILETS"

A hot new scrapbooking trend, "ilets" can be used to create a variety of effects. Doodlebug ilets are a perfect match to Scrap in a Snap's basic bright papers, frames and diecuts (see more information on page 14) which makes them the ideal embellishment!

#### ILETS COLLECTION (set of 11 colors)

#6511 .....\$11.00

#### ILETS WITH PUNCH TOOLS


#6512 .....\$20.00

#### ILETS SET 2 (set of 11 additional colors)

#6513 .....\$11.00

#### FLOWER ILETS (set of 8 colors)

#6514 .....\$12.00



## MAGIC SCRAPS

From glitter to glitz, this unique line helps you create pictures that sparkle and shine (see layouts on pages 14 & 15) Jewels and Sequins: Ready to be regal? Add jewels to borders, die cuts and titles for an elegant bit of shine and sparkle! spectacular!

BRIGHT TINSEL #6521 .....\$10.00

LIGHT TINSEL #6522 .....\$10.00



SEQUINS #6523 .....\$3.00

#### CRUSHED ICE (iridescent flakes)

#6524 .....\$3.00



JEWELS #6525 .....\$5.00

#### JEMSTONE GLITTER COLLECTION

#6526 .....\$10.00



#### SORBET PARTY ICE

#6527 .....\$12.00

#### MAGIC SCRAPS TAPE

Clear, double-sided tape that's photo safe!

SMALL 1/4" #6528 .....\$3.00

LARGE 1" #6529 .....\$9.50

## ORGANIZATIONAL TOOLS

### CROPPER HOPPER

One of the first organizational products I ever invested in, my Cropper Hopper Workstation and Tote bag, have improved over time and their entire product lineup just keeps getting better!

#### CROPPER HOPPER PHOTO CASE

Holds over 2,000 4 x 6 photos safely and efficiently with moveable dividers to help create sections by theme, year or size

#6351 .....\$30.00

#### CROPPER HOPPER PHOTO SLEEVES

Holds 72 - 100 4 x 6 photos in a plastic sleeve that also fits into the Photo Case

#6352 .....\$8.00

#### CROPPER HOPPER ORGANIZER TOTE BAG

Crop on the go with a bag large enough to carry paper, albums, punches, scissors and pens. Now you can grab your supplies and crop until you drop! #6353 .....\$35.00

### CROP IN STYLE

This company has won numerous awards for their organizational tools geared for the scrapbooker on the go. Don't just crop, crop in style!

#### CROP IN STYLE PHOTO ORGANIZER

Holds up to 8 rolls of film in a velcro wrapped organizer #6301 .....\$15.00



#### CROP IN STYLE STICKER BINDER

Holds and organizes all of your scrapbook supplies including 12 x 12 papers, pages in progress, stickers, title headers and much, much more #6302 .....\$30.00



#### CROP IN STYLE STICKER BINDER REFILL PAGES

A large assortment of refill pages to compartmentalize all of your scrapbook items in your Sticker Binder.

Addict Pack #6305 .....\$20.00

#### CROP IN STYLE PAPER TAKER

A new product that allows you to take your 12 x 12 items on the go or simply get organized #6304 .....\$25.00

#### CROP IN STYLE ALBUM COVER

Now you can protect your precious keepsake album with this wrap on cover which prevents scratching or dents while traveling

#6306 (clear) .....\$12.00

# Monthly memories in a snap!

**Coordinated monthly theme kits are the perfect way to complete a year's worth of memories in a matter of days!** Contributed by Sunny Kohler, Executive Area Manager

The journey from infant to toddler, toddler to child, is remarkable—each day a subtle change, each week another milestone. Often the transformation is lost in the shuffle of day-to-day living or forgotten as months go by and clothes are outgrown, crawling makes way for walking, and cooing miraculously becomes talking. One day you're gazing at your little bundle of joy—the next you find yourself chasing an on-the-go toddler. This is true with our children and, most likely, our parents felt the same way about our childhood. You don't want to miss any of these precious memories, and your scrapbook layouts should reflect the passing of time. Capturing seasonal moments is a cinch with Scrap in a Snap's monthly theme kits. Now you can create a chronological album that gives order to your family history! What better way to tie together the pages of family events and activities than monthly pages?



A month-at-a-glance album can highlight every month of a child's firsts. When creating a month-at-a-glance layout, you can follow a common format or create a unique design for each month. With Scrap in a Snap's monthly kits you already have a theme and embellishments to use for every month. In addition to photos and journaling, you might include memorabilia such as handprints or swatches of fabric from blankets or favorite outfits. This is also a great way to highlight the milestones such as historical data (prices of groceries or ballet lessons,) monthly reflections, your child's height and weight, clothing trends, favorite toys and friends, etc. Imagine if you were reading about your grandmother's average monthly activities in the early 1900's . . . what would you want to know?

Here are a few more subjects that you can cover with a month-at-a-glance album:

- **CALENDAR PAGES** — The best way to complete calendar pages is when the month is over. To accurately reflect your family's daily activities, look to appointment books, calendars, children's school schedules, personal digital assistant, and other time-management tools. I keep a family activity calendar on my refrigerator that lists appointments, parties, vacations and so on. In addition I use the children's school calendars of school events and holidays. At the end of the month, I sort through these sources and create a calendar for my scrapbook. The Calendar by Design kit featured on page 9 is the perfect tool for capturing an accurate snapshot of your monthly events.



• **TEENS** — The teenage years are a time of many accomplishments, challenges and change. Capturing your teen's activities, moods and academic accomplishments each month will provide a wonderful memento of his or her youth! You can also add interest to teen pages by including such memorabilia as football game ticket stubs, spirit ribbons, copies of report cards, certificates and newspaper clippings. Encourage your teens to scrapbook their favorite singing artists, first crushes, first dates and more.

• **FRIENDS** — Do you have regular get-togethers with friends? If so, month-at-a-glance layouts can be a fun way to chronicle your adventures together. Each month, have a different friend journal his or her "take" on the month's events or recount a funny anecdote from one of your outings. To help preserve the memories of the times you've shared, include souvenirs such as ticket stubs, colored copies of menus from favorite restaurants or score sheets from games you've played.

• **PREGNANCY** — Why not begin your baby album even before the baby is born? Create a layout for each month of your pregnancy while documenting doctor visits, food cravings, sonogram photos, predictions on the sex of the baby, etc. Capture your unborn child's heartbeat and record it forever using the Memory Button. Journaling your feelings during this momentous time will bring your dreams alive for your unborn child.

• **PHOTO DIARY** — Have you ever complained that there's not much "you" in your albums? Create a photo diary by using month-at-a-glance layouts to highlight your activities and feelings each month. Journal about whatever topics come to mind—what movies you saw, which people you visited, how you are feeling. Then hand your camera to someone else and have him or her take pictures of you for a change!

• **FAMILY** — What better way to showcase your family's time together than a month-at-a-glance album? Surely there are enough significant events that you can highlight with a fun layout each month. Visitors, activities, the kids' milestones and birth dates are just some of the events that you can highlight in your layouts. Family layouts can also include memorabilia such as cards you give each other, drawings by the children and tickets from plays, movies or amusement parks.

Whether you are creating an album for your family or yourself, you can successfully record events from the mundane to the monumental and keep them in your album (and your heart) forever!

## MEMORIES BY THE MONTH SCRAPBOOK CLUB



*DOOR TO DOOR! Now you can have a month's worth of scrapbook supplies delivered to your door without hassle. There's no frantic trips to the scrapbook store, no stamps to lick, no phone calls to make... it's automatic!*

**You'll receive...**

•  
**One 6-page monthly theme kit (\$12 value)**

•  
**5 top-loading 12 x 12 album refill pages (\$2.50 value)**

•  
**One Hermafix adhesive refill (\$5.50 value)**

*Billed to your credit card (Must fill out MBTM form to enroll) \$15.00 per month  
\*plus \$5 shipping and handling and local sales tax*

**A 25% savings!**

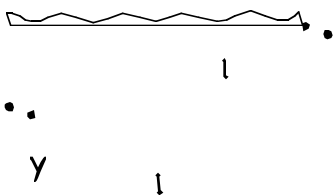
# THEME SCRAPBOOK KITS



**6 PAGE THEME KIT**  
 (contains 6 papers—2 ea.  
 of 3 designs, 12 frames—2  
 ea. of 6 designs &  
 assorted diecuts)  
**JANUARY—4401**  
 \$12.00

**6 PAGE THEME KIT**  
 (contains 6 papers—2 ea.  
 of 3 designs, 12 frames—2  
 ea. of 6 designs &  
 assorted diecuts)  
**FEBRUARY—4402**  
 \$12.00





**6 PAGE THEME KIT**  
 (contains 6 papers—2 ea.  
 of 3 designs, 12 frames—2  
 ea. of 6 designs &  
 assorted diecuts)  
**MARCH—4403**  
**\$12.00**



**6 PAGE THEME KIT**  
 (contains 6 papers—2 ea.  
 of 3 designs, 12 frames—2  
 ea. of 6 designs &  
 assorted diecuts)  
**APRIL—4404**  
**\$12.00**

**\*THEME KIT EXCLUSIVE TO SCRAP IN A SNAP**

# THEME SCRAPBOOK KITS

**6 PAGE THEME KIT**  
 (contains 6 papers—2 ea.  
 of 3 designs, 12 frames—2  
 ea. of 6 designs &  
 assorted diecuts)  
**MAY-4405**  
**\$12.00**



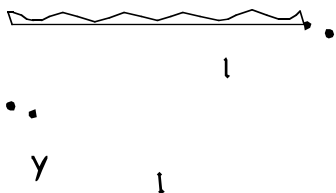
**LAYOUTS ARE FAST AND  
 FABULOUS WITH SCRAP IN A  
 SNAP'S EXCLUSIVE THEME KITS!**



**6 PAGE THEME KIT**  
 (contains 6 papers—2 ea. of  
 3 designs, 12 frames—2 ea. of  
 6 designs & assorted diecuts)  
**JUNE-4406**  
**\$12.00**



**6 PAGE THEME KIT**  
 (contains 6 papers—2 ea. of 3  
 designs, 12 frames—2 ea. of 6  
 design, & assorted diecuts)  
**JULY-4407**  
**\$12.00**



**6 PAGE THEME KIT**  
 (contains 6 papers—2 ea. of  
 3 designs, 12 frames—2 ea. of  
 6 designs & assorted diecuts)  
**AUGUST-4408**  
**\$12.00**

# THEME SCRAPBOOK KITS



**6 PAGE THEME KIT**  
 (contains 6 papers—2 ea.  
 of 3 designs,  
 12 frames—2 ea. of 6  
 designs & assorted  
 diecuts)  
**SEPTEMBER—4409**  
 \$12.00



**6 PAGE THEME KIT**  
 (contains 6 papers—2 ea. of  
 3 designs,  
 12 frames—2 ea. of 6 designs  
 & assorted diecuts)  
**OCTOBER—4410**  
 \$12.00



**6 PAGE THEME KIT**  
 (contains 6 papers—2 ea. of  
 3 designs,  
 12 frames—2 ea. of 6 designs  
 & assorted diecuts)  
**NOVEMBER—4411**  
 \$12.00

**6 PAGE THEME KIT**  
 (contains 6 papers—2 ea. of  
 3 designs,  
 12 frames—2 ea. of 6 designs  
 & assorted diecuts)  
**DECEMBER—4412**  
 \$12.00



**\*THEME KIT EXCLUSIVE TO SCRAP IN A SNAP**

# THEME SCRAPBOOK KITS

Frame Ups  
by  
MY MIND'S EYE™, INC.



**DELUXE 6 PAGE  
THEME KIT**  
(contains 6 papers—2 ea.  
of 3 designs,  
10 frames—2 ea. of 5  
designs, frame up letters &  
assorted diecuts and  
diecut frames)  
**ALL BOY—4804**  
**\$15.00**



**DELUXE 6 PAGE  
THEME KIT**  
(contains 6 papers—2 ea.  
of 3 designs,  
10 frames—2 ea. of 5  
designs, frame up letters &  
assorted diecuts and  
diecut frames)  
**BASKETBALL—4805**  
**\$15.00**



**DELUXE 6 PAGE  
THEME KIT**  
(contains 6 papers—  
2 ea. of 3 designs,  
10 frames—2 ea. of 5  
designs frame up letters, &  
assorted diecuts and  
diecut frames)  
**BEST BUDS—4803**  
\$15.00




**DELUXE 6 PAGE  
THEME KIT**  
(contains 6 papers—2 ea.  
of 3 designs,  
10 frames—2 ea. of 5  
designs, frame up letters &  
assorted diecuts and  
diecut frames)  
**WATER FUN—4801**  
\$15.00

# THEME SCRAPBOOK KITS



**DELUXE 6 PAGE  
THEME KIT**  
(contains 6 papers—2 ea. of 3  
designs, 10 frames—2 ea. of 5  
designs, frame up letters & assorted  
diecuts and diecut frames)  
**GREAT OUTDOORS—4802**  
\$15.00



**DELUXE 6 PAGE  
THEME KIT**  
(contains 6 papers—2 ea. of 3  
designs, 10 frames—2 ea. of 5  
designs, frame up letters & assorted  
diecuts and diecut frames)  
**CHRISTMAS—4809**  
\$15.00



(contains 6 papers—2 ea. of 3 designs, 10 frames—2 ea. of 5 designs, frame up letters & assorted diecuts and diecut frames)

**\$15.00**



Frame Ups  
by 

MY MIND'S EYE<sup>TM</sup>, INC.

**(contains 6 papers—2 ea. of 3 designs, 10 frames—2 ea. of 5 designs, frame up letters & large assorted diecuts and diecut frames)**

**PATRIOTIC-9202**

**\$17.00**

**\*a percentage of sales  
will go to the Red Cross  
relief effort**



# THEME SCRAPBOOK KITS



## DELUXE 6 PAGE THEME KIT

(contains 6 papers—2 ea.  
of 3 designs, 10 frames—2  
ea. of 5 designs, frame up  
letters & assorted diecuts  
and diecut frames)

PETS-4808

\$15.00



## DELUXE 6 PAGE THEME KIT

(contains 6 papers—2 ea.  
of 3 designs, 10 frames—2  
ea. of 5 designs, frame up  
letters & assorted diecuts  
and diecut frames)

VACATION

LAND-4807

\$15.00

**(contains 6 papers—2 ea. of 3 designs, 10 frames—2 ea. of 5 designs, frame up letters & assorted diecuts and diecut frames)**

A collage of various baseball-themed scrapbook papers and cutouts. The papers feature patterns like red hearts, blue and white stripes, black and white checkers, red and white polka dots, and red and white wavy stripes. Cutouts include a baseball player in a white uniform with the number 1, a baseball glove, a baseball, and a "PLAY BALL" sign.

**\*THEME KIT EXCLUSIVE TO SCRAP IN A SNAP**

**(contains 6 papers—2 ea. of 3  
designs, 10 frames—2 ea. of 5  
designs, frame up letters &  
assorted diecuts and  
diecut frames)  
PICNIC—4810  
\$15.00**

# THEME SCRAPBOOK KITS



**6 PAGE THEME KIT**  
(contains 6 papers—2 ea. of 3 designs,  
12 frames—2 ea. of 6 designs, diecut  
assortment & stickers)  
**BIRTHDAY BOY—4306**  
\$12.00



**6 PAGE THEME KIT**  
(contains 6 papers—2 ea. of 3 designs,  
12 frames—2 ea. of 6 designs, diecut  
assortment & stickers)  
**BIRTHDAY GIRL—4305**  
\$12.00



**4 PAGE THEME KIT**  
(contains 4 papers—2 ea. of 2 designs,  
8 frames—2 ea. of 4 designs, diecuts & stickers)  
**IT'S A BOY—4304**  
\$10.00



**4 PAGE THEME KIT**  
(contains 4 papers—2 ea. of 2 designs,  
8 frames—2 ea. of 4 designs, diecuts & stickers)  
**IT'S A GIRL—4303**  
\$10.00



**6 PAGE THEME KIT**  
 (contains 6 papers—2 ea. of 3  
 designs, 12 frames—2 ea. of 6  
 designs, diecuts & stickers)  
**DRAGONFLY—4301**  
**\$12.00**



**6 PAGE THEME KIT**  
 (contains 6 papers—2 ea. of 3  
 designs, 12 frames—2 ea. of 6  
 designs, diecuts & stickers)  
**BUGS—4302**  
**\$12.00**



**4 PAGE THEME KIT**  
 (contains 4 papers—2 ea. of 2 designs,  
 8 frames—2 ea. of 4 designs, diecuts & stickers)  
**IT'S A GIRL—4303**  
**\$10.00**



**4 PAGE THEME KIT**  
 (contains 4 papers—2 ea. of 2 designs,  
 8 frames—2 ea. of 4 designs, diecuts & stickers)  
**IT'S A BOY—4304**  
**\$10.00**



# THEME SCRAPBOOK KITS



**K& CO. JULIANA THEME KIT**  
(contains 2 Embossed papers, 2 Color papers, 1 Diecut sheet, 1 embossed journaling stickers, 1 embossed sticker set, 1 alphabet set of stickers, 1 set of KOT shimmer papers- Lilac (2 ea. of 6 papers) & Free Idea book!

**JULIANA COLLECTION-**  
#4901.....\$25.00

**JULIANA 12 X 12 SUEDE ALBUM**  
(AS SHOWN ON PAGE 9)  
#4971.....\$30.00



**K&CO. ROMANZA THEME KIT**  
(contains 2 Embossed papers, 2 Color papers, 1 embossed journaling stickers, 1 embossed sticker set, 1 alphabet set of stickers, 1 set of KOT shimmer papers- Carnation Pink (2 ea. of 6 papers)& Free Idea book!

**ROMANZA COLLECTION-4902**  
\$22.00



**K&CO. ENGLISH FLORAL THEME KIT**  
 (contains 2 Embossed papers, 2 Color  
 papers, 1 Diecut sheet, 1 embossed  
 journaling stickers, 1 embossed sticker  
 set, 1 alphabet set of stickers, KOT  
 Platinum metallic papers (2 ea. of 6  
 designs)& Idea book.

**ENGLISH FLORAL-4903**  
**\$25.00**

**ENGLISH FLORAL 12 X 12 ALBUM**  
 (SIMILAR TO ALBUMS SHOWN ON  
 PAGE 9)  
**#4974.....\$30.00**

**K&CO. CUDDLY FRIENDS THEME KIT**  
 (contains 2 Embossed papers, 2 Color  
 papers, 1 Diecut sheet, 1 embossed  
 journaling stickers, 1 embossed sticker  
 set, 1 alphabet set of stickers, 1 set of  
 KOT shimmer papers- Mint (2 ea. of 6  
 papers) & Free Idea book!

**CUDDLY FRIENDS-4904**  
**\$25.00**



**\*THEME KIT EXCLUSIVE TO SCRAP IN A SNAP**

# THEME SCRAPBOOK KITS

## SUNSHINE



Pr ducts  
By Sunny K hler



### 4 PAGE THEME KIT

(contains 4 papers—2 ea. of 2 designs,  
8 frames—2 ea. of 4 designs, diecut sheet)

**AUTUMN MEMORIES—4212**

**\$10.00**

### 4 PAGE THEME KIT

(contains 4 papers—2 ea. of 2 designs,  
8 frames—2 ea. of 4 designs, diecut sheet)

**GIRL POWER—4211**

**\$10.00**



**6 ASSORTED THEME  
CROP OUTS—4210 \$12.00**



Designs By: Rachelle Erickson!



**4 PAGE THEME KIT**  
(contains 4 papers–2 ea. of 2 designs,  
8 frames–2 ea. of 4 designs &  
diecut assortment)  
**HANUKKAH–4701**  
\$8.00



**4 PAGE THEME KIT**  
(contains 4 papers–2 ea. of 2 designs,  
8 frames–2 ea. of 4 designs & diecut assortment)  
**ALL AMERICAN–4708**  
\$



**4 PAGE THEME KIT**  
(contains 4 papers–2 ea. of 2 designs,  
8 frames–2 ea. of 4 designs & diecut assortment)  
**SASSY–4709**  
\$8.00



**SCRAPPY GAL ALL  
SEASON DIECUT  
ASSORTMENT**  
(set of 10 designs)  
**ALL SEASON–5421**  
\$13.00



**SCRAPPY GAL  
MONTHLY  
MEMORIES DIE CUT  
ASSORTMENT**  
(set of 12 designs)  
**MONTHLY  
MEMORIES–5422**  
\$15.00

# THEME SCRAPBOOK KITS



**6 PAGE THEME KIT**  
(contains 6 papers—2 ea. of 3 designs,  
12 frames—2 ea. of 6 designs, diecut  
assortment & stickers)  
**TRUE LOVE—4122**  
\$12.00



**6 PAGE THEME KIT**  
(contains 6 papers—2 ea. of 3 designs,  
12 frames—2 ea. of 6 designs, diecut  
assortment & stickers)  
**FUN IN THE SUN—4124**  
\$12.00



**6 PAGE THEME KIT**  
(contains 6 papers—2 ea. of 3 designs,  
12 frames—2 ea. of 6 designs, diecut  
assortment & stickers)  
**FLOWER POWER—4123**  
\$12.00



**6 PAGE THEME KIT**  
 (contains 6 papers—2 ea. of 3 designs,  
 12 frames—2 ea. of 6 designs, diecut  
 assortment & stickers)  
**CUTE AS A BUG—4127**  
 \$12.00



**6 PAGE THEME KIT**  
 (contains 6 papers—2 ea. of 3 designs,  
 12 frames—2 ea. of 6 designs, diecut  
 assortment & stickers)  
**SPLISH SPLASH FROGS—4128**  
 \$12.00



**4 PAGE THEME KIT**  
 (contains 4 papers—2 ea. of 2 designs,  
 8 frames—2 ea. of 4 designs, diecuts & stickers)  
**CHRISTMAS—4110**  
 \$8.00



**4 PAGE THEME KIT**  
 (contains 4 papers—2 ea. of 2 designs,  
 8 frames—2 ea. of 4 designs, diecuts & stickers)  
**HALLOWEEN—4111**  
 \$8.00

# THEME SCRAPBOOK KITS



## 6 PAGE THEME KIT

(contains 6 papers—2 ea. of 3 designs,  
12 frames—2 ea. of 6 designs, diecuts & stickers)

**CREATIVE IMAGINATION PRESENTS  
MARY ENGELBREIT - PRINCESS - 4641**

**\$15.00**



## 6 PAGE THEME KIT

(contains 6 papers—2 ea. of 3 designs,  
12 frames—2 ea. of 6 designs, diecuts  
& stickers)

**CREATIVE IMAGINATION  
PALM OASIS - 4647 \$12.00**





**6 PAGE THEME KIT**  
*(contains 6 papers—2 ea. of 3 designs,  
 12 frames—2 ea. of 6 designs, diecuts &  
 stickers)*  
**CREATIVE IMAGINATION PRESENTS**  
**DEBBIE MUMM - LAVENDER TEA**  
**GARDEN - 4642 \$15.00**

CREATIVE IMAGINATION  
 presents  
**DEBBIE MUMM<sup>®</sup>**



**6 PAGE THEME KIT**  
*(contains 6 papers—2 ea. of 3 designs,  
 12 frames—2 ea. of 6 designs, diecuts & stickers)*  
**CREATIVE IMAGINATION PRESENTS**  
**DEBBIE MUMM CABIN FEVER - 4646**  
**\$12.00**

**\*THEME KIT EXCLUSIVE TO SCRAP IN A SNAP**

# THEME SCRAPBOOK KITS



**6 PAGE THEME KIT**  
(contains 6 papers—2 ea. of 3 designs,  
12 frames—2 ea. of 6 designs, diecuts  
& stickers)

**CREATIVE IMAGINATION  
PRESENTS RENAE LINDGREN  
DOWN BY THE SEA - 4645  
\$12.00**

IMAGINATION'S  
presented by  
**Renae Lindgren**  
Live what you do



**6 PAGE THEME KIT**  
(contains 6 papers—2 ea. of 3  
designs, 12 frames—2 ea. of 6  
designs, diecuts & stickers)  
**CREATIVE IMAGINATION  
PRESENTS RENAE LINDGREN  
YOU GO GIRL - 4644 \$12.00**



IMAGINATIONS  
*Renae Lindgren*  
 what you do

**6 PAGE THEME KIT**

(contains 6 papers—2 ea. of 3 designs,  
 12 frames—2 ea. of 6 designs, diecuts & stickers)  
**CREATIVE IMAGINATION PRESENTS**  
**RENAE LINDGREN - AMERICAN BABY -**  
**4643 \$12.00**



**“ALL AMERICAN BABY”** scrapbook layout created by Anjie Mair, Utah  
**FEATURING AMERICAN BABY THEME KIT #4643, pictured above**

**6 PAGE DELUXE THEME KIT**  
(contains 6 papers—2 ea. of 3 designs,  
12 frames—2 ea. of 6 designs & a large  
assortment of diecuts)  
**GRANDMAS ATTIC—4721**  
\$14.00



**6 PAGE DELUXE THEME KIT**  
(contains 6 papers—2 ea. of 3 designs,  
12 frames—2 ea. of 6 designs & a large  
assortment of diecuts)  
**GRANDPAS TREASURE**  
**CHEST—4722**  
\$14.00





**4 PAGE THEME KIT**  
 (contains 4 papers—2 ea. of 2 designs,  
 8 frames—2 ea. of 4 designs & diecuts)  
**BIRDHOUSE—4702**  
 \$8.00

**4 PAGE THEME KIT**  
 (contains 4 papers—2 ea. of 2 designs,  
 8 frames—2 ea. of 4 designs & diecuts)  
**ST. NICK—4704**  
 \$8.00



**4 PAGE THEME KIT**  
 (contains 4 papers—2 ea. of 2 designs,  
 8 frames—2 ea. of 4 designs & diecuts)  
**WEDDING—4707**  
 \$8.00



**4 PAGE THEME KIT**  
 (contains 4 papers—2 ea. of 2 designs,  
 8 frames—2 ea. of 4 designs & diecuts)  
**HARVEST—4706**  
 \$8.00



# LAYOUT IDEAS



**“APRIL SHOWERS”** scrapbook layout created by Anjie Mair, Utah  
FEATURING APRIL MONTHLY KIT #4404, sold on page 23



**“BEN”** scrapbook layout created by Sunny Kohler, Utah  
FEATURING K&CO. CUDDLY FRIENDS KIT #4904, sold on page 37



**“CUTE AS A BUG”** scrapbook layout created by Anjie Mair, Utah  
FEATURING PAPER FEVER BUG KIT #4127, sold on page 41



**“ROMANZA”** scrapbook layout created by Anjie Mair, Utah  
**FEATURING K&CO. ROMANZA KIT #4902, sold on page 36**



**“MAKE A WISH”** scrapbook layout created by Sunny Kohler, Utah  
**FEATURING DOODLEBUGS BIRTHDAY BOY KIT #4306, sold on page 34**



**“ALL ABOUT KIM”** scrapbook layout created by Sunny Kohler, Utah  
**FEATURING PAPER FEVER FLOWER POWER KIT #4123, sold on page 40**

# LAYOUT IDEAS



**“SPRING FEVER”** scrapbook layout created by Sunny Kohler, Utah  
**FEATURING MAY MONTHLY KIT #4405, sold on page 43**



**“AMERICA”** scrapbook layout created by Sunny Kohler, Utah  
**FEATURING FRAME UPS PATRIOTIC KIT #9202, sold on page 31**



**“WATER FUN”** scrapbook layout created by Joy Vertz, Wisconsin  
**FEATURING FRAME UPS WATER FUN KIT #4801, sold on page 29**



**“DUGOUT ALLSTARS”** scrapbook layout created by Michelle Mc Vaney, West Virginia  
**FEATURING FRAME UPS DELUXE BASEBALL KIT #4811, \$15.00, not pictured in catalog**



**“TOADALLY CUTE”** scrapbook layout created by Joy Vertz, Wisconsin  
**FEATURING PAPER FEVER SPLISH SPLASH KIT #4128, sold on page 41**



**“DOUBLE TROUBLE”** scrapbook layout created by Cheri Andrews, Pennsylvania  
**FEATURING FRAMEUPS BEST BUDS KIT #4803, sold on page 29**

# LAYOUT IDEAS



**“AUTUMN MEMORIES”** scrapbook layout created by Sunny Kohler, Utah  
**FEATURING AUTUMN MEMORIES KIT #4212**, sold on page 38



**“MY LITTLE GUY”** scrapbook layout created by Joy Vertz, Wisconsin  
**FEATURING FRAMEUPS ALL BOY KIT #4804**, sold on page 28



**“KINDERGARTEN”** scrapbook layout created by Sunny Kohler, Utah  
**FEATURING FRAMEUPS SCHOOL DAYS KIT #4806**, sold on page 31



**“BOO”** scrapbook layout created by Michelle McVane, West Virginia  
**FEATURING OCTOBER KIT #4410, sold on page 26**



**“THANKSGIVING”** scrapbook layout created by Michelle McVane, West Virginia  
**FEATURING NOVEMBER MONTHLY KIT #4411, sold on page 27**



**“CUTE AT CHRISTMAS”** scrapbook layout created by Joy Vertz, Wisconsin  
**FEATURING FRAMEUPS CHRISTMAS KIT #4809, sold on page 30**

# Looking for a “picture perfect” home based business?

**Want to get in on the ground floor of one of the fastest growing scrapbook companies in history? You can earn a little or a LOT– it’s all personalized by you. Scrap in a Snap endeavors to help you become financially independent, profiting from your passion for memory preservation.**

**You can earn money three ways . . .**

- 1. Hand out catalogs to friends and family–**  
When your customers call in to place an order, you automatically get a 20% - 30% commission check sent to you in the mail. We house the inventory, we ship the product directly to your customers, so all you have to do is sit back and collect your check.
- 2. Hold an Open House, Catalog Party, or Scrapshop™–** Scrap in a Snap provides you with everything you need to hold a successful event and earn a 20 - 30% commission on all products sold.
- 3. Sign up other consultants–** When scrapbooking friends and family members sign up under you as catalog consultants, you’ll receive a commission on their purchases and sales. You can make commission on up to three levels with a potential payout that is one of the highest in the industry!




**SCRAP IN A  
SNAP'S \$65  
CATALOG  
CONSULTANT  
KIT CONTAINS  
MORE THAN \$150  
WORTH OF  
PRODUCT!**

## **Your \$65 Consultant Start-Up Kit includes:**

- 1 12 x 12 album •1 Assortment Paper Pack •10 Catalogs •Sample Theme Kit
  - 1 set of Letter Buddies •1 Journaling Pen •1 Business Guide •10 Order Forms
  - 25 Scrapshop™ invitations •1 Scrap in a Snap Tote Bag •10 Consultant Agreements
  - 10 Make & Takes •Journal Squares Assortment
- More than a \$150 VALUE!!!**

***Scrap in a Snap . . . giving you the chance to work part-time hours for a full-time life. Not to mention more time to make memories!***

# *Climbing the Corporate Ladder*



*"As a mother to six, it is important for me to be able to work from my home at my own convenience. As an Independent Consultant for Scrap in a Snap, I can set my own hours which reflect my priorities. Now climbing the corporate ladder means a day at the park with my kids!"*

*Leslie Craig*



*Simplified scrapbooking  
at its best ...  
giving you more time  
to make memories!*



Featuring an original mix and match product line of papers, photo frames, snappy art diecuts, letter buddies, journaling squares, top-loading albums, simplified support products and more.

Now you can scrap in a snap!

For more information on becoming an independent consultant or to ask any questions about the opportunity or product lineup, please speak with your Independent Consultant listed on the back of this catalog. Happy scrapping!

# SCRAP \* IN A \* SNAP

CATALOG SOURCE CODE:

To place an order, call toll free

**1.866.In A Snap (866.462.7627)**

**Fax 1.801.766.8587**

Scrap In A Snap Catalog Order Dept.

1358 E Main

Lehi, UT 84043

**[www.scrapinasnap.com](http://www.scrapinasnap.com)**

Or contact your independent Scrap in a Snap Catalog Consultant!